



**City of Glasgow**

**Quarter 3**

**Safe Group Report**



**SCOTTISH  
FIRE AND RESCUE SERVICE**

Working together for a safer Scotland

**Working together  
for a safer Scotland**

**1st October - 31st  
December 2023**

# City of Glasgow Performance Report

---

## Table of Contents

Local Fire and Rescue Service Plan Priorities	3
City of Glasgow Activity Summary	4
Domestic Safety - Accidental Dwelling Fires	5
Domestic Safety - Accidental Dwelling Fire Casualties	6
Unintentional Injury and Harm	7
Deliberate Fire Setting	8
Non-Domestic Fire Safety	9
Unwanted Fire Alarm Signals	10
Prevention & Protection Activities	11

### About the statistics within this report













The activity totals and other statistics quoted within this report are published in the interests of transparency and openness. They are provisional in nature and subject to change as a result of ongoing quality assurance and review. Because all statistics quoted are provisional there may be a difference in the period totals quoted in our reports after local publication which result from revisions or additions to the data in our systems. The Scottish Government publishes official statistics each year which allow for comparisons to be made over longer periods of time.

# Local Fire and Rescue Service Plan Priorities

The Local Fire and Rescue Service Plan has been developed to set out the priorities and objectives within City of Glasgow and allows our local authority partners to scrutinise the performance outcomes of these priorities. We will continue to work closely with our partners in City of Glasgow to ensure we are all **“Working Together for a Safer Scotland”** through targeting risks to our communities at a local level.

The plan has been developed to complement key partnership activity embedded across the Glasgow Community Plan and associated Delivery and Thematic plans. Through partnership working we will seek to deliver continuous improvement in our performance and effective service delivery in our area of operations.

The Local Fire and Rescue Plan for Glasgow identified six areas for demand reduction and is subject to regular monitoring and reporting through the SAFE Partnership. A summary of the priorities and current activity is detailed below with further detail and analysis contained within this performance report.

	Accidental Dwelling Fires	Accidental Dwelling Fire Casualties	Unintentional Harm	Deliberate Fire Setting	Non-Domestic Fires	Unwanted Fire Alarm Signals
Anderston, City & Yorkhill	8	2	6	29	10	178
Baillieston	4	1	8	5	1	9
Calton	8	0	1	15	1	62
Canal	9	0	5	27	3	54
Cardonald	8	0	1	12	1	6
Dennistoun	7	2	1	15	1	38
Drumchapel & Anniesland	5	1	3	44	1	12
East Centre	11	0	4	16	1	13
Garscadden & Scotstounhill	7	0	2	32	0	14
Govan	10	1	4	41	9	54
Greater Pollok	7	0	3	21	3	18
Hillhead	7	0	5	22	0	41
Langside	6	0	2	6	1	17
Linn	1	0	3	18	1	8
Maryhill	8	1	1	19	1	10
Newlands & Auldburn	12	0	3	32	2	10
North East (Glasgow)	2	0	5	22	2	21
Partick East & Kelvindale	7	1	1	5	1	54
Pollokshields	1	0	5	20	0	3
Shettleston	8	1	3	15	1	17
Southside Central	5	2	3	14	6	17
Springburn & Robroyston	8	1	5	25	1	32
Victoria Park	6	1	0	13	0	13
<b>Total Incidents</b>	<b>155</b>	<b>14</b>	<b>74</b>	<b>468</b>	<b>47</b>	<b>701</b>
<b>Year on Year Change</b>	 -4%	 -18%	 1%	 12%	 -31%	 -58%
<b>3 Year Average Change</b>	 0%	 -24%	 -4%	 -15%	 -15%	 -10%



Activity levels have reduced by more than 5%



Activity levels have reduced by up to 5%



Activity levels have increased overall

# City of Glasgow Activity Summary



767

Fires  
Primary &  
Secondary



623

Special  
Services



1,494

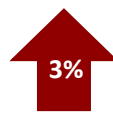
False  
Alarms



2,884  
Total Number of  
Incidents

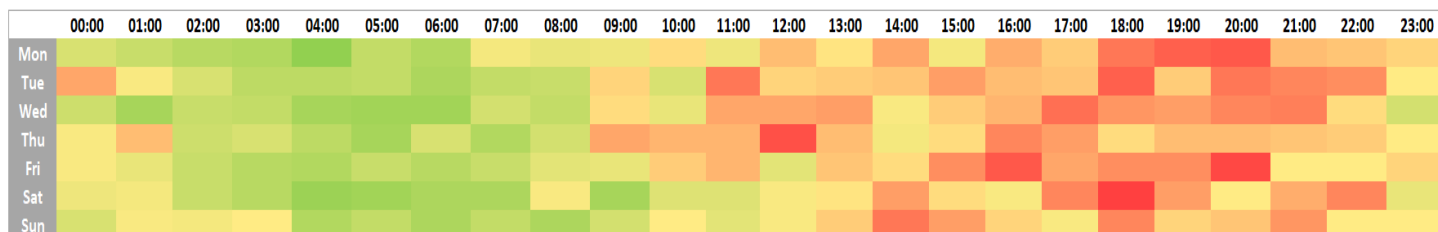


99  
Fire & Non-fire  
Casualties

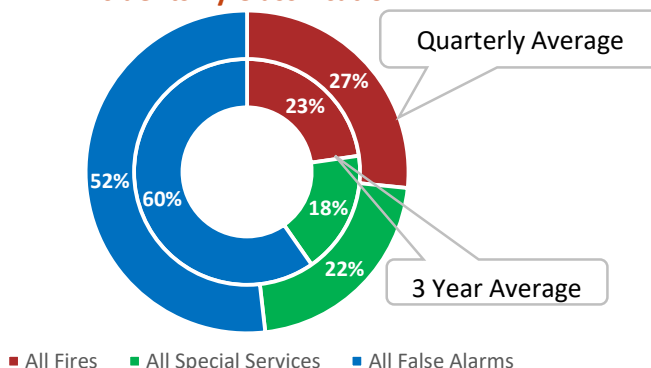


£1,380,970  
Economic Cost of  
UFAS Incidents

## Activity by Time of Day

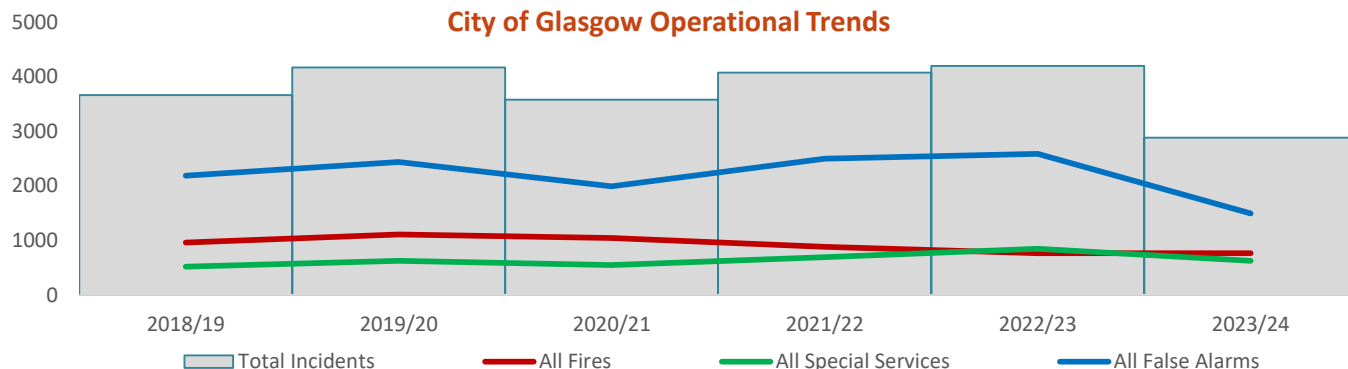


## Incidents By Classification



■ All Fires ■ All Special Services ■ All False Alarms

## City of Glasgow Operational Trends

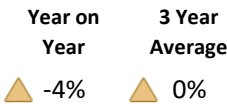


During the third quarter of 2023/24 SFRS have responded to a total of 2884 incidents in Glasgow City displaying an overall reduction of 31% from last year. The significant reduction can be largely attributed to the changes to our Unwanted Fire Alarm Signals (UFAS) response from the 1st of July 2023 which has saw a 42% decrease in the number of false alarms attended by operational crews. There was no change in the number of fires attended from last year's quarter however there was a 26% reduction in the number special services. Albeit the overall number of incidents has decreased the nature of calls attended is now far more diverse than ever before. The reduction in UFAS means SFRS can focus incident response as well as prioritising training and engagement activities.

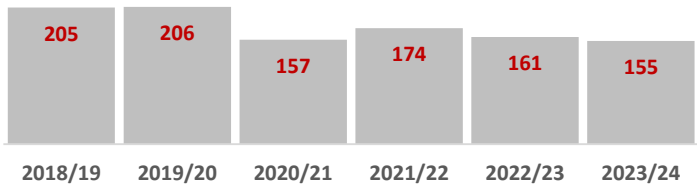
# Domestic Safety - Accidental Dwelling Fires



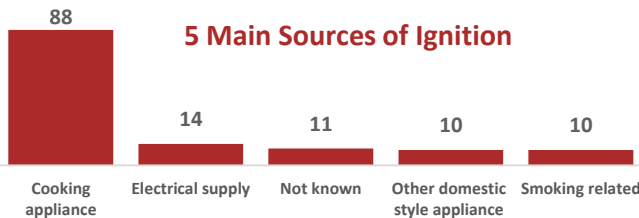
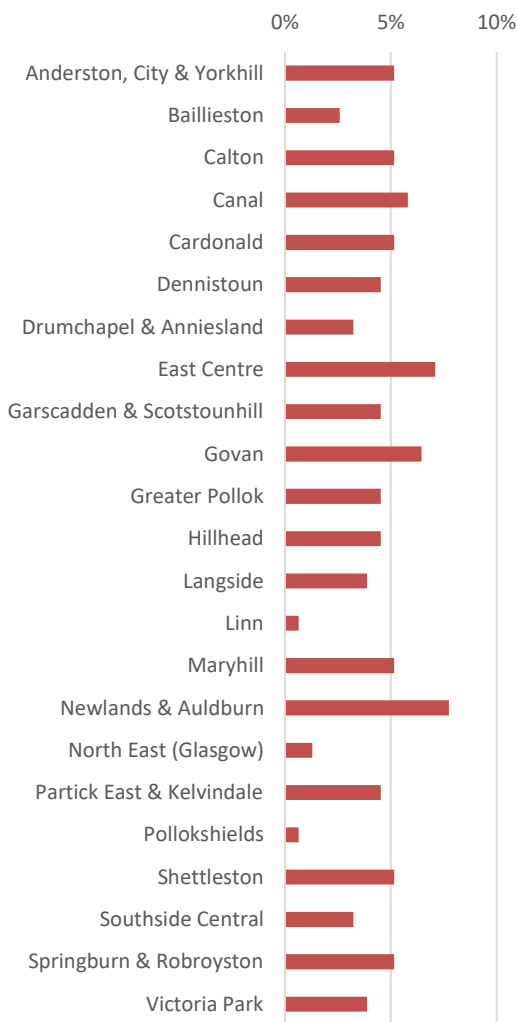
## Performance Summary



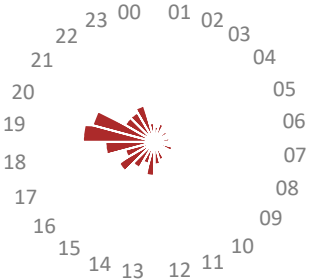
## Accidental Dwelling Fires



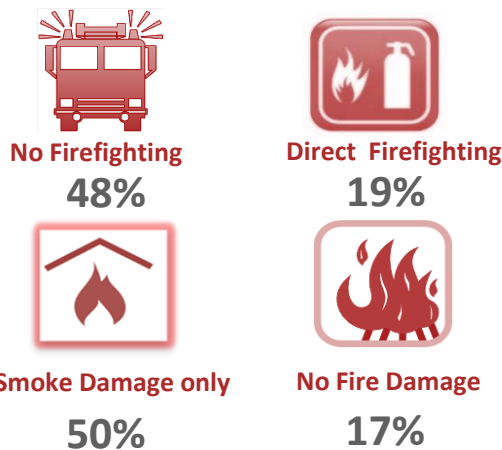
## Accidental Dwelling Fires by Ward(% Share)



## Accidental Dwelling Fires by Time of Day



## Severity of Accidental Dwelling Fires



## Human Factors



## Automatic Detection & Actuation

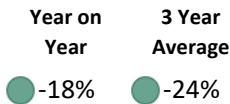


155 accidental dwelling fires for Q3 2023 has seen a reduction of 4% from last year's quarter. Data analysis shows this year is the lowest number of Accidental Dwelling Fires attended in this quarter since SFRS was formed in 2013. During this monitoring period we have conducted 249 High-Risk HFSVs out of a total of 878 fitting 450 detectors. A Post Domestic Incident Response is conducted after each domestic incident to encourage engagement with home owners about fire safety. The service is now installing linked detection in eligible properties, those being owner occupied and high-risk, in compliance with the new Scottish Government Legislation.

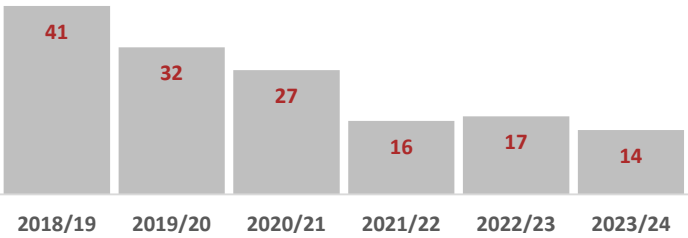
# Domestic Safety - Accidental Dwelling Fire Casualties



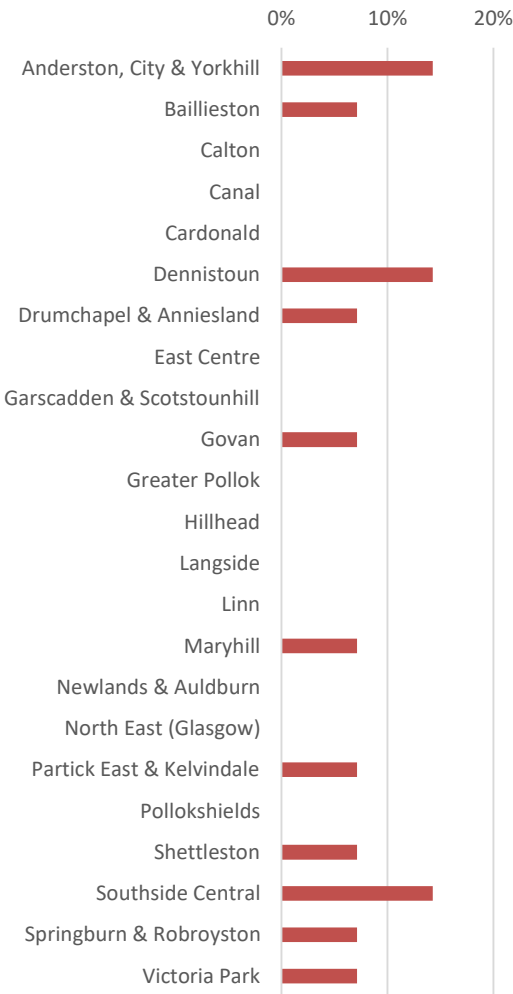
## Performance Summary



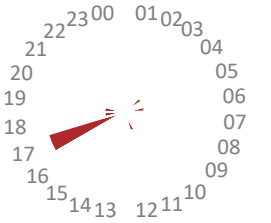
## Accidental Dwelling Fires Casualties



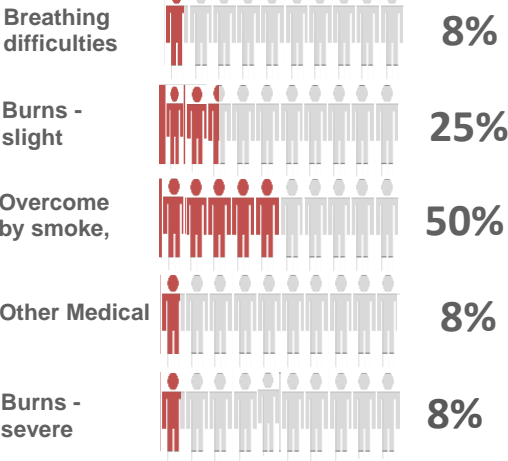
## Accidental Dwelling Fire Casualties by Ward (% share)



## Fire Casualties by Time of Day



## Nature of Injury



100% of casualties

## Extent of Harm

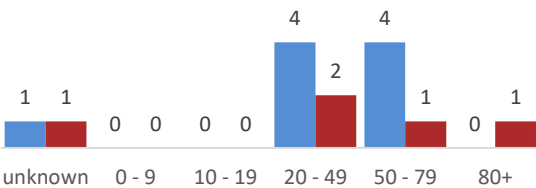


Male  
64%



Female  
36%

## Age / Gender



The Q3 figure of 14 for 2023 shows an decrease of 18% in Accidental Dwelling Fire casualties from last quarter. Of the 14, 6 were given first aid at scene and 5 were admitted to hospital for what would be deemed as slight initial injuries with 1 serious admission. Tragically, there were two adult male fire fatalities recorded. Any moderate to serious injuries incurred at domestic fires are investigated by our Fire Investigation team. Findings that can be attributed to poor fire safety within the home are used to inform a period of community engagement where our operational crews, Community Action Team and partner agencies provide vital education and reassurance within our local communities.

# Unintentional Injury or Harm

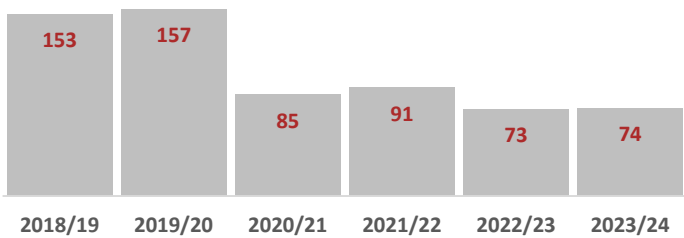


## Performance Summary

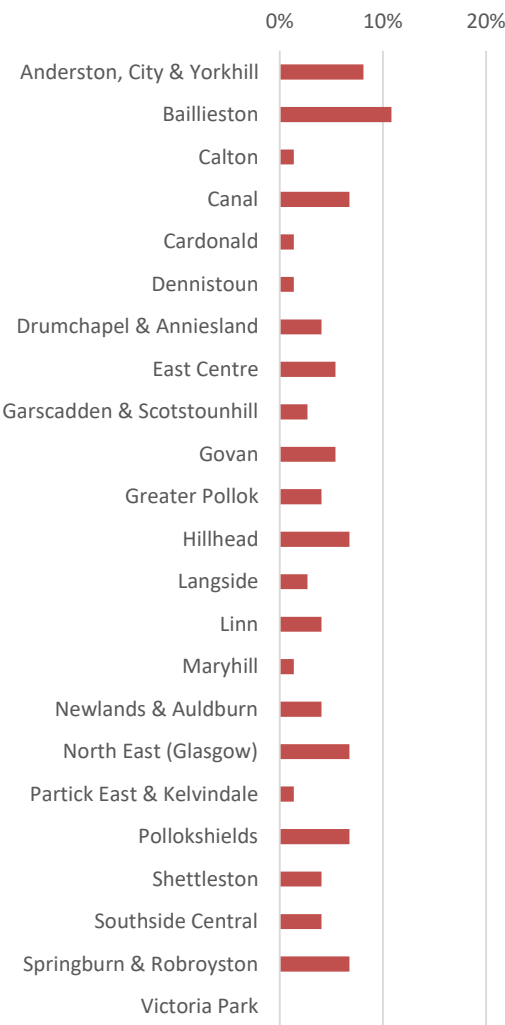
Year on Year  
3 Year Average

1%  
-4%

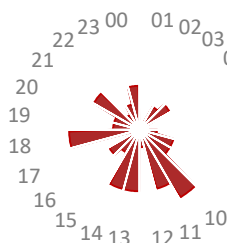
## Non-Fire Casualties



## Non-Fire Casualties by Ward (% Share)




## Non-Fire Casualties by Time of Day



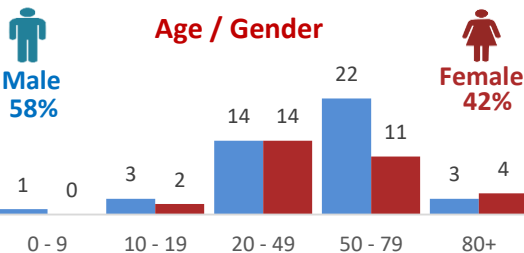
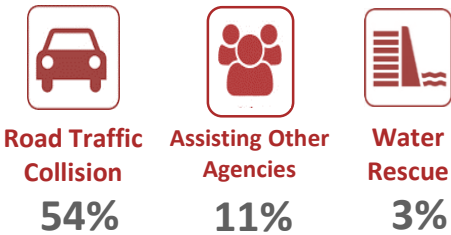
## Nature of Injury



## Extent of Harm



## Non-Fire Emergency



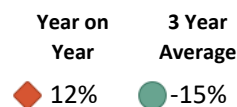
The figure of 74 casualties for Q2 2023 has seen a slight of 1% from last year's quarter. SFRS CoG attended a total of 623 varied Special Service incidents including 164 effecting entry/exits to various premises, 116 flooding incidents, 55 assisting other agencies, 48 RTC's and 54 lift releases. Tragically the 5 fatalities attended were assisting other agencies. 3 were forcing entry to dwellings, 1 person struck by a train and 1 suicide. Our Community Action Teams in conjunction with partners such as Road and Water Safety Scotland conduct engagement activities to educate communities about the risks associated with such incidents. Referral pathways are initiated from Home Fire Safety Visits which highlight any safeguarding concerns.



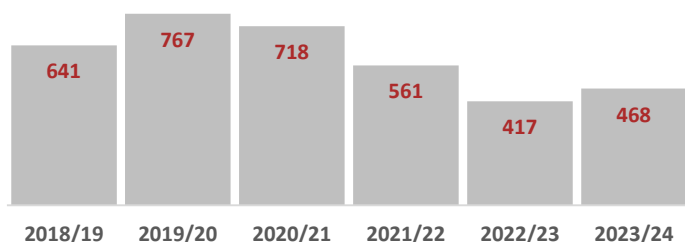
# Deliberate Fire Setting



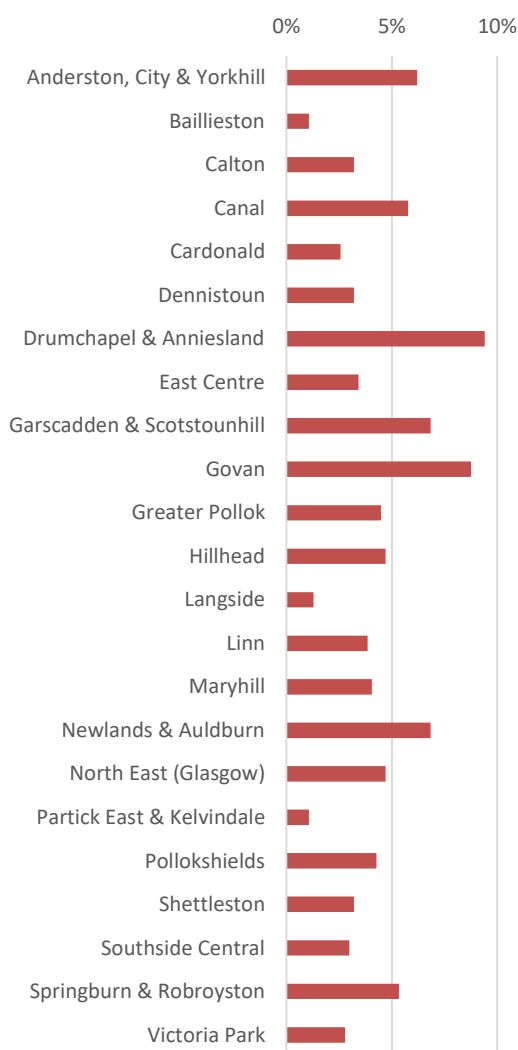
## Performance Summary



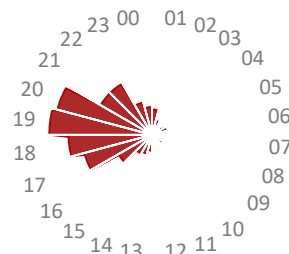
## Deliberate Fires



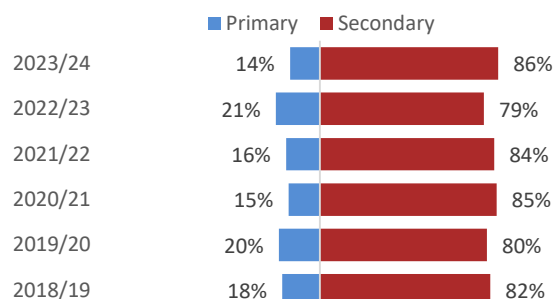
## Deliberate Fires by Ward(% Share)



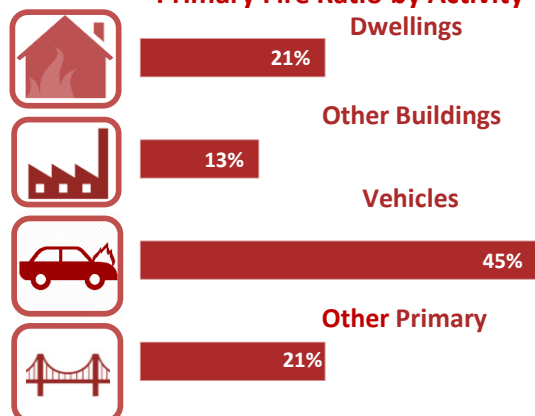
## Deliberate Fires by Time of Day



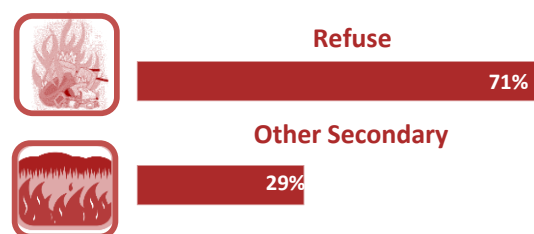
## Deliberate Fires by Classification



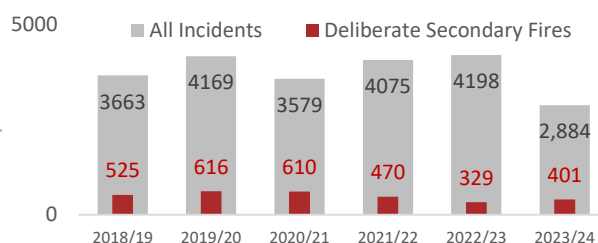
## Primary Fire Ratio by Activity Type



## Secondary Fire Ratio by Activity Type



## Deliberate Fires Compared to Operational Activity



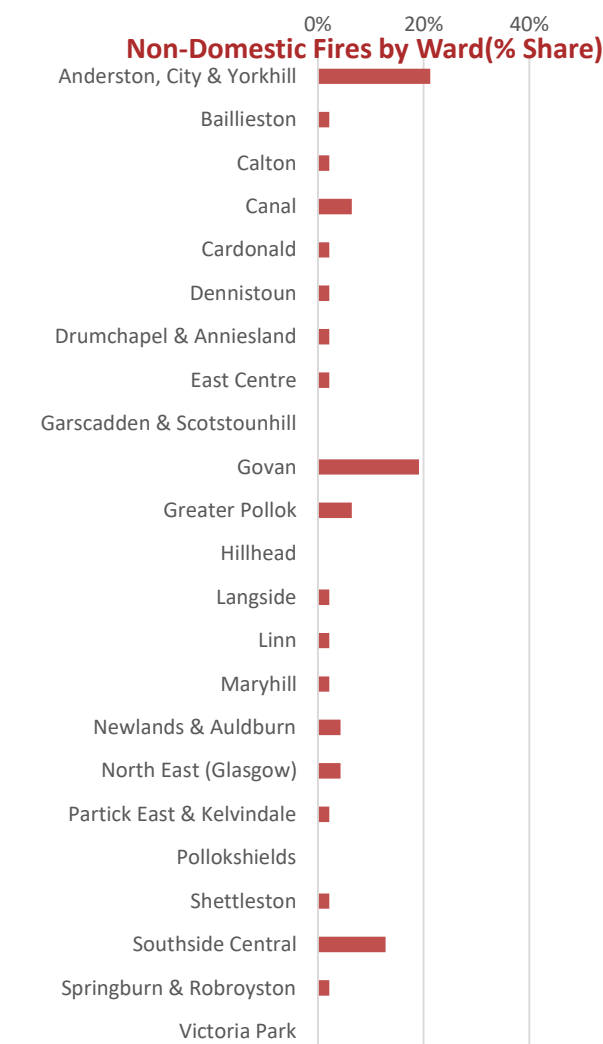
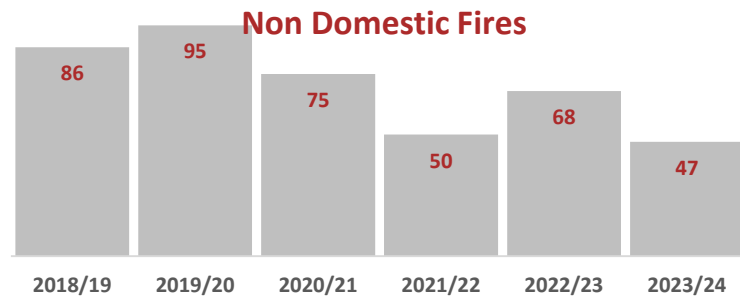
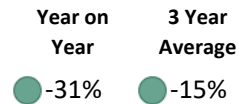
468 Deliberate Fires in Q3 2023 shows an increase of 12% for the same period last year however remains 15% below the three-year average. Data is interrogated and where an increase in incidents in a particular area is identified, our Community Action Team engage with partners and local stakeholders to deliver bespoke education and engagement events.



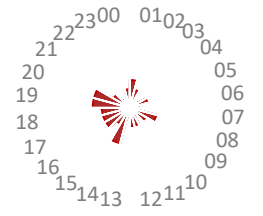
# Non Domestic Fires



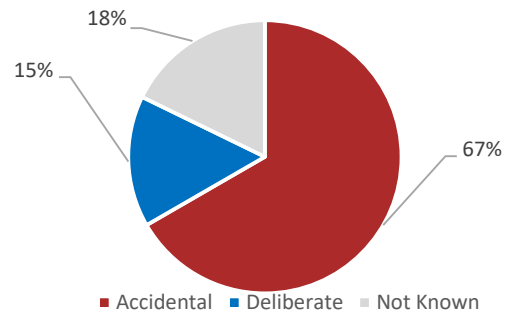
## Performance Summary



## Non-Domestic Fires by Time of



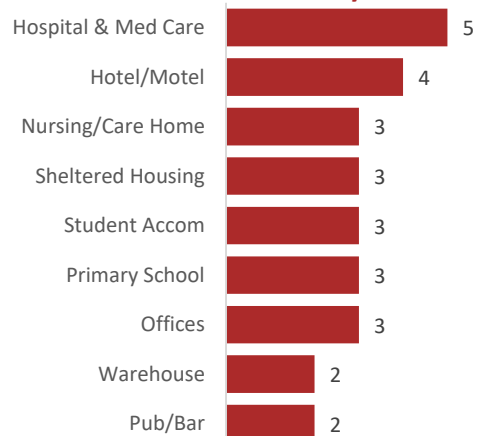
## Non-Domestic Fires by Nature of Origin



## Severity of Non-Domestic Fires



## Non-Domestic Fires by Premises

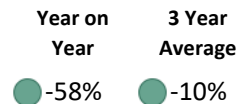


The figure of 47 for Q3 2023 shows a decrease of 31% from the previous year's quarter and lowest number recorded in 6 years. Our Fire Safety Enforcement teams conduct regular audits in non-domestic premises covered under the Fire Scotland 2005 Act to improve fire safety in these buildings. They also conduct Post Fire Audits in relevant premises to investigate if fire safety was adhered to in line with legislative requirements.

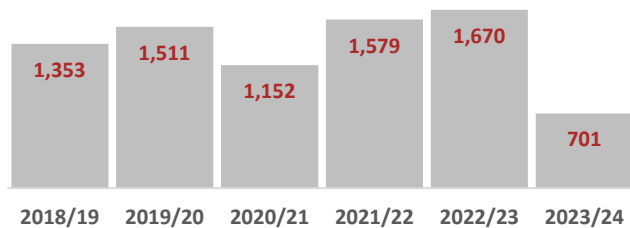
# Unwanted Fire Alarm Signals



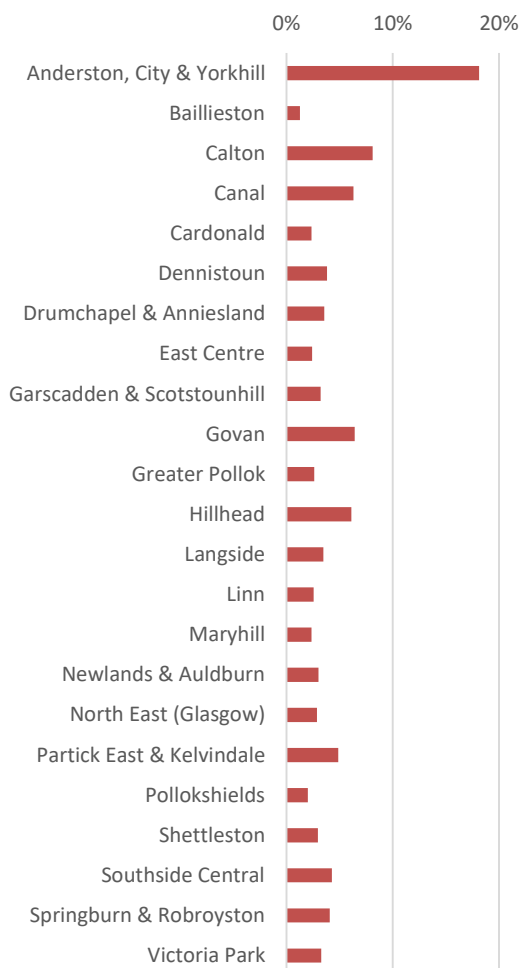
## Performance Summary




## Unwanted Fire Alarm Signals



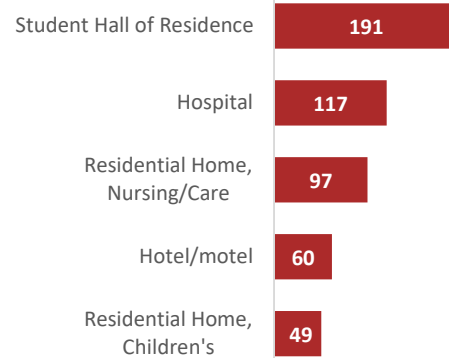
## Unwanted Fire Alarm Signals by Ward (% share)



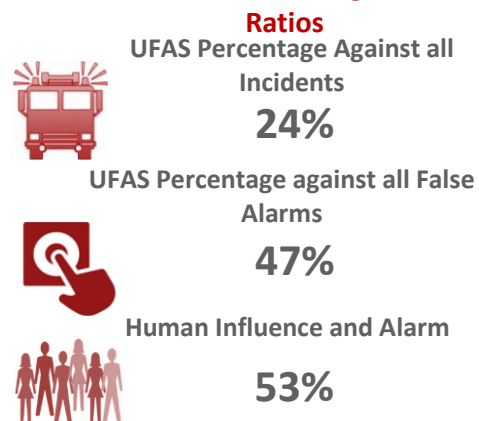
## Unwanted Fire Alarm Signals by Time



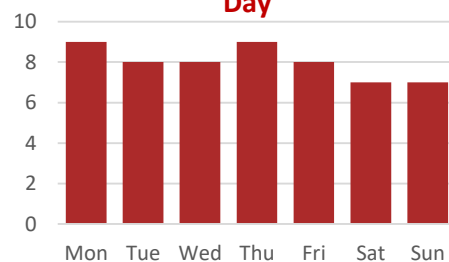
## Unwanted Fire Alarm Signals - Top 5 Premises



## Unwanted Fire Alarm Signals Activity



## Average Unwanted Fire Alarm Signals per Day



701 UFAS incidents were attended during Q3 2023 showing a 58% decrease in incidents for the same period last year. This significant reduction is due to the change in our response to Unwanted Fire Alarm Signals (UFAS) from 1st July 2023. This change mitigates the need for unnecessary blue light journeys, improving availability of resources, community safety and environmental impact as well as unnecessary disruption to business.

# Prevention & Protection Activities

## External Wall Cladding

The City of Glasgow's Prevention and Protection Team have been supporting building owners where issues have arisen with the external wall system. SFRS have ensured that fire safety advice has been provided to relevant parties, residents have been given bespoke fire safety advice and operational preparedness has been enhanced for affected buildings.

## Fire Skills

We have developed a one-day Fire Skills course which has been delivered at Calton and Pollok Fire Stations, allowing groups to engage with their local Fire Station and learn skills such as CPR, Fire Safety and Water Safety. Referrals can be made through various partner agencies such as Police Scotland, Social Work and community bodies. The majority of referrals have come from the local Campus Police Officers within Schools. We have courses booked to take place for the rest of the year.

## Bonfire Strategy

Coordinated approach from operational crews and Community Action Team (CAT) to raise awareness on the dangers associated with the use of fireworks and bonfires across all primary and secondary schools in Glasgow. Operational crews delivered a bespoke presentation (created by CAT) to P5-7's across 94 primary education establishments throughout Glasgow. As a result, an estimated total of 8,183 primary pupils received input. A tailored video for S1-S3 pupils was created by the CAT and uploaded to a protected YouTube link for all high schools across Glasgow to access. Analytics estimate a total of 19,750 secondary pupils viewed this video.

## Make The Call

In order to ensure that the most vulnerable people within Glasgow are targeted, the City of Glasgow's Prevention and Protection Team continue to promote our "Make The Call" campaign. The campaign aims to appeal to carers, family and friends to make the call to SFRS to arrange a Home Fire Safety Visit for those who are at risk of serious injury or even death because of an accidental fire in their home. Statistics have shown that these people are likely to be over the age 50, smoke, with mobility issues, live alone or use medical oxygen are more likely to be involved in a serious fire incident.

## Engagement

A total of 878 HFSVs were carried out across the quarter by our Community Action Teams (CAT) and Operational Crews. 249 High Risk occupiers were targeted fitting 450 detectors. The Community Action Team has conducted various engagement activities such as leaflet Drops, fire skills courses, anti-social behaviour engagement, partner risk recognition courses and school engagement.

## SFRS Cost of Living Event

Event was held at Easterhouse Sports Centre in November in partnership with SP Energy, Scottish Gas Networks, SAMH and MHM. Advice for the North east community on energy efficiency, financial advice/support, Fire Safety and mental health and wellbeing.