



**City of Glasgow**

**Quarter 2**

**Safe Partnership  
Report**



**SCOTTISH  
FIRE AND RESCUE SERVICE**  
Working together for a safer Scotland

**Working together  
for a safer Scotland**

**1st July - 30th  
September 2024**

# City of Glasgow Performance Report

---

## Table of Contents

Local Fire and Rescue Service Plan Priorities	3
City of Glasgow Activity Summary	4
Domestic Safety - Accidental Dwelling Fires	5
Domestic Safety - Accidental Dwelling Fire Casualties	6
Unintentional Injury and Harm	7
Deliberate Fire Setting	8
Non-Domestic Fire Safety	9
Unwanted Fire Alarm Signals	10
Prevention & Protection Activities	11

## About the statistics within this report













The activity totals and other statistics quoted within this report are published in the interests of transparency and openness. They are provisional in nature and subject to change as a result of ongoing quality assurance and review. Because all statistics quoted are provisional there may be a difference in the period totals quoted in our reports after local publication which result from revisions or additions to the data in our systems. The Scottish Government publishes official statistics each year which allow for comparisons to be made over longer periods of time.

# Local Fire and Rescue Service Plan Priorities

The Local Fire and Rescue Service Plan has been developed to set out the priorities and objectives within City of Glasgow and allows our local authority partners to scrutinise the performance outcomes of these priorities. We will continue to work closely with our partners in City of Glasgow to ensure we are all **“Working Together for a Safer Scotland”** through targeting risks to our communities at a local level.

The plan has been developed to complement key partnership activity embedded across the Glasgow Community Plan and associated Delivery and Thematic plans. Through partnership working we will seek to deliver continuous improvement in our performance and effective service delivery in our area of operations.

The Local Fire and Rescue Plan for Glasgow identified six areas for demand reduction and is subject to regular monitoring and reporting through the SAFE Partnership. A summary of the priorities and current activity is detailed below with further detail and analysis contained within this performance report.

	Accidental Dwelling Fires	Accidental Dwelling Fire Casualties	Unintentional Harm	Deliberate Fire Setting	Non-Domestic Fires	Unwanted Fire Alarm Signals
Anderston, City & Yorkhill	5	0	5	32	8	127
Baillieston	2	1	8	7	1	7
Calton	5	0	9	15	3	60
Canal	7	0	0	38	2	55
Cardonald	8	0	4	25	0	18
Dennistoun	7	0	0	4	2	35
Drumchapel & Anniesland	5	0	0	54	2	5
East Centre	11	0	0	21	1	13
Garscadden & Scotstounhill	6	0	0	28	1	11
Govan	10	3	9	41	5	50
Greater Pollok	5	0	3	37	4	24
Hillhead	4	0	0	15	0	24
Langside	2	0	1	15	2	17
Linn	8	0	0	33	2	13
Maryhill	4	0	1	18	1	6
Newlands & Auldburn	6	0	1	16	0	22
North East (Glasgow)	5	0	5	37	0	15
Partick East & Kelvindale	2	0	1	6	2	48
Pollokshields	5	0	1	15	2	9
Shettleston	6	0	1	16	2	13
Southside Central	7	0	11	14	1	18
Springburn & Robroyston	5	1	1	25	1	38
Victoria Park	4	0	2	5	1	10
<b>Total Incidents</b>	<b>129</b>	<b>5</b>	<b>63</b>	<b>517</b>	<b>43</b>	<b>638</b>
<b>Year on Year Change</b>	 -13%	 -74%	 -11%	 13%	 -16%	 -13%
<b>3 Year Average Change</b>	 -9%	 -23%	 -18%	 -6%	 -12%	 -21%



Activity levels have reduced by more than 5%



Activity levels have reduced by up to 5%



Activity levels have increased overall

# City of Glasgow Activity Summary



**Fires**  
Primary &  
Secondary



**Special  
Services**



**False  
Alarms**



**2,847**  
Total Number of  
Incidents

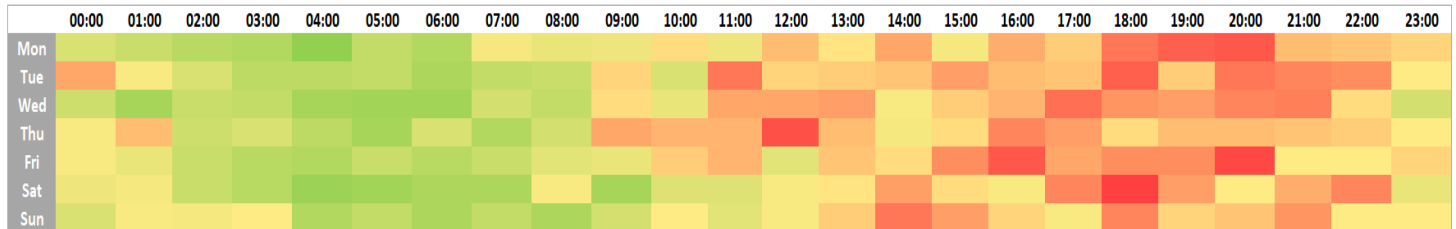


**87**  
Fire & Non-fire  
Casualties

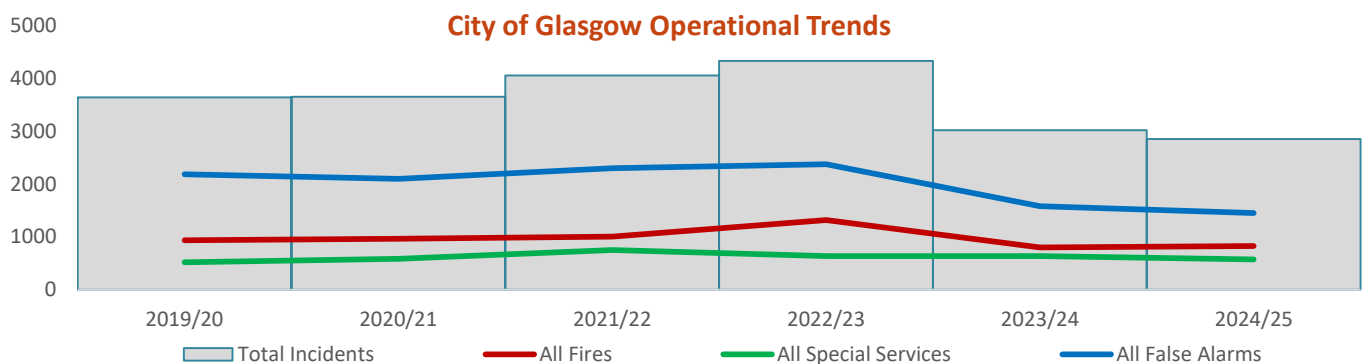
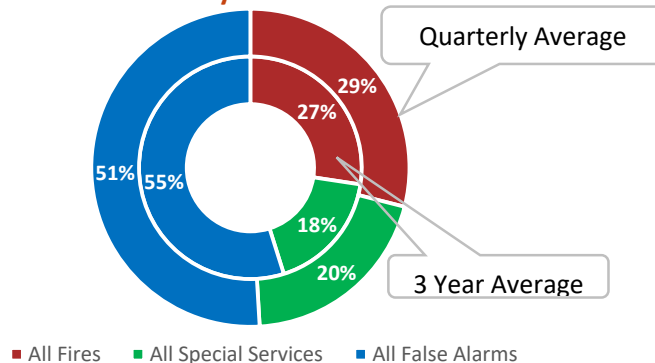


**£1,256,860**  
Economic Cost of  
UFAS Incidents

## Activity by Time of Day



## Incidents By Classification

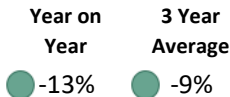


During the second quarter of 2024/25, SFRS responded to a total of 2,847 incidents in Glasgow City, displaying an overall reduction of 6% from last year. There was an increase of 3% in the number of fires attended, which can be attributed to deliberate fire setting. Non-domestic and accidental dwelling fires reduced during this quarter. The number of Special Services reduced by 10% while the number of false alarms fell by 8% from last year's quarter. Although the overall number of incidents continues to reduce, the nature of calls attended by SFRS is more diverse than ever before and SFRS now provide greater public protection across a wider emergency response and preventative activities evolve to reflect this. The total number of casualties from all incidents decreased by 16%.

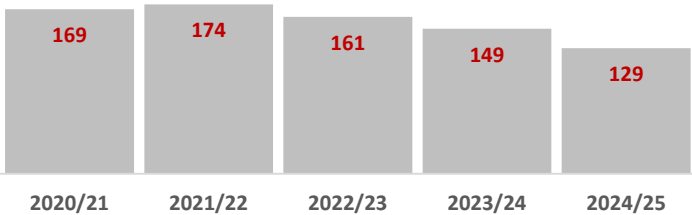
# Domestic Safety - Accidental Dwelling Fires



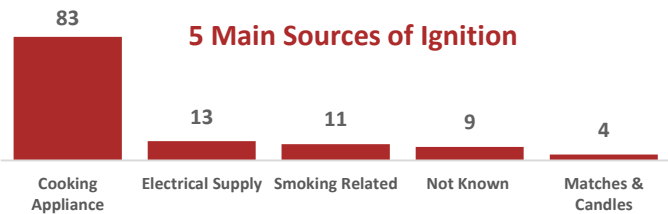
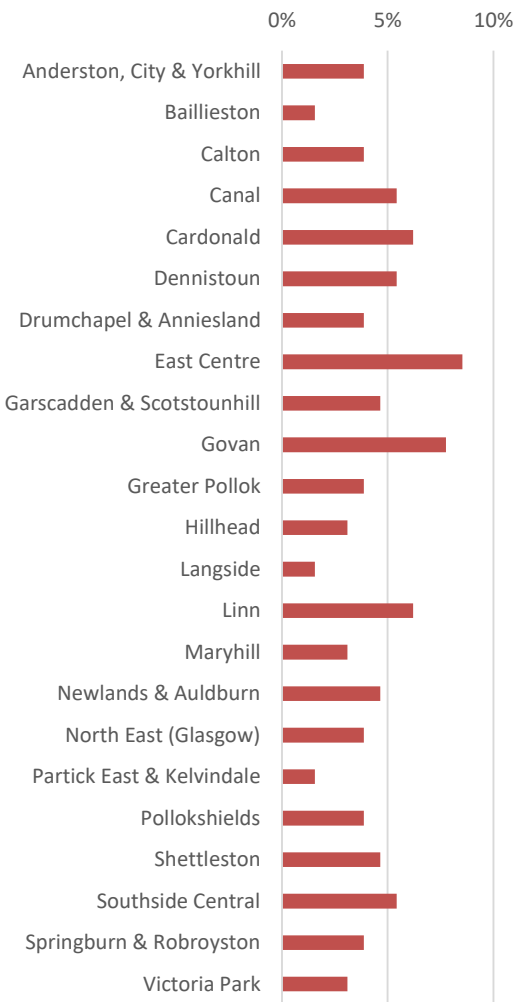
## Performance Summary



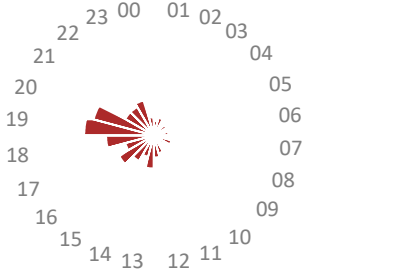
## Accidental Dwelling Fires



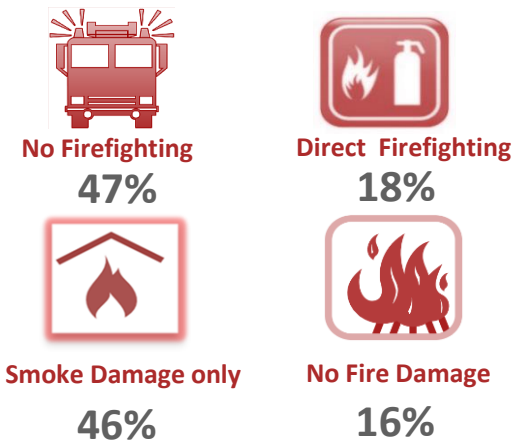
## Accidental Dwelling Fires by Ward(% Share)



## Accidental Dwelling Fires by Time of Day



## Severity of Accidental Dwelling Fires



## Human Factors



## Detection & Actuation

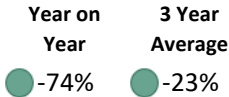


129 accidental dwelling fires for Q2 2024/25 have seen a reduction of 13% from last year's quarter. Data analysis shows this is the lowest number of Accidental Dwelling Fires attended in this quarter since SFRS was formed in 2013. During this monitoring period, we have conducted 326 High-Risk HFSVs out of a total of 1,451, fitting 301 detectors. During each HFSV, the risks associated with distraction while cooking are highlighted. A Post Domestic Incident Response is conducted after each domestic incident to encourage engagement with homeowners regarding fire safety. More than half of our visits were generated via this engagement pathway. The service continues to install linked detection in eligible properties, in compliance with the new Scottish Government legislation. The establishment of partner referral pathways to engage with the most vulnerable in our society remains a top priority for our Prevention team.

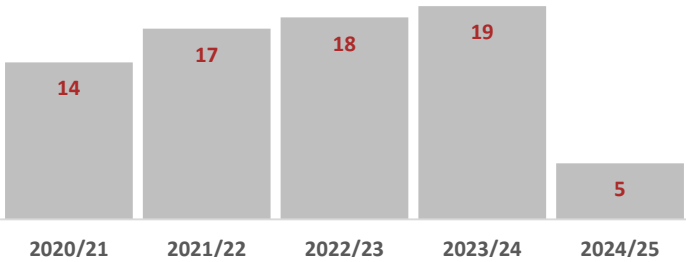
# Domestic Safety - Accidental Dwelling Fire Casualties




## Performance Summary



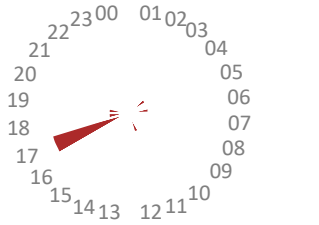
## Accidental Dwelling Fires Casualties



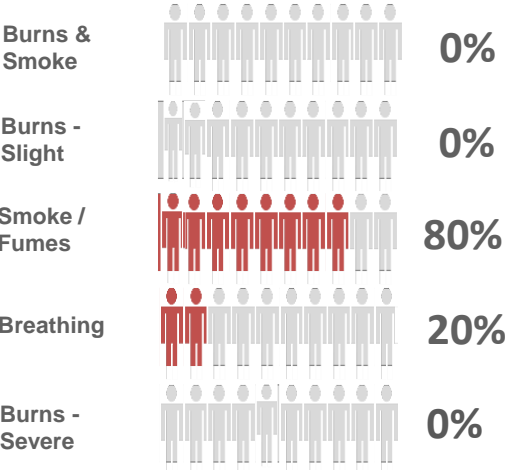
## Accidental Dwelling Fire Casualties by Ward (% share)



## Fire Casualties by Time of Day



## Nature of Injury



Source: Glasgow City Council

## Extent of Harm

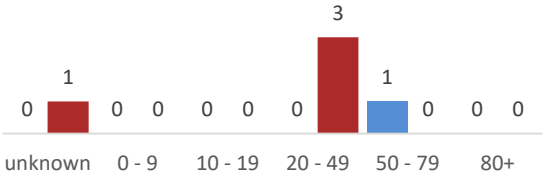


Male  
20%

## Age / Gender



Female  
80%

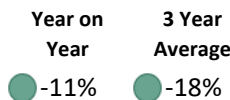


The Q2 figure of 5 for 2024/25 shows a significant decrease in Accidental Dwelling Fire casualties of 74% from this quarter last year. This is the lowest recorded since again since 2013. Of the 5, 3 were given first aid at scene; 1 was admitted to hospital for what would be deemed as slight initial injuries, with 1 serious. Although the number of ADF casualties is low we still look to find where lessons can be learned and work with partner agencies to improve the outcomes for those involved and more importantly, to inform future practices. Findings that can be attributed to poor fire safety within the home are used to inform a period of community engagement via our operational crews, Community Action Team and partners.

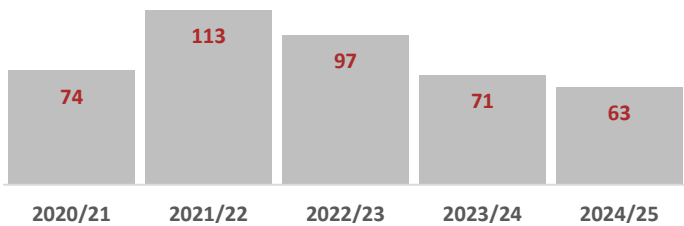
# Unintentional Injury or Harm



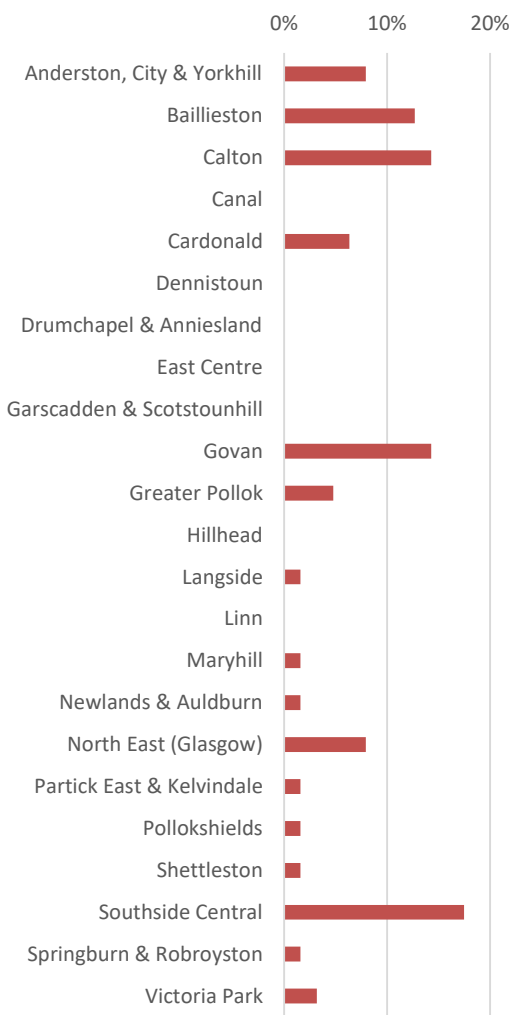
## Performance Summary



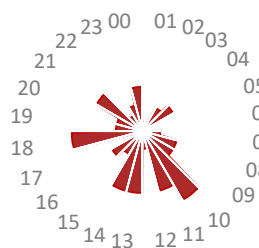
## Non-Fire Casualties



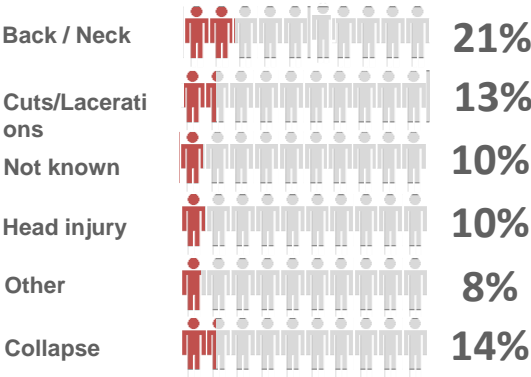
## Non-Fire Casualties by Ward (% Share)



## Non-Fire Casualties by Time of Day



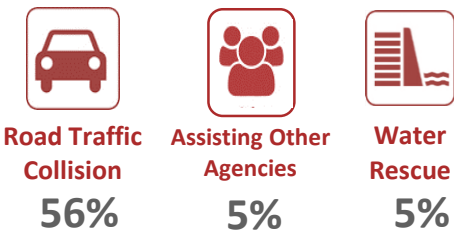
## Nature of Injury



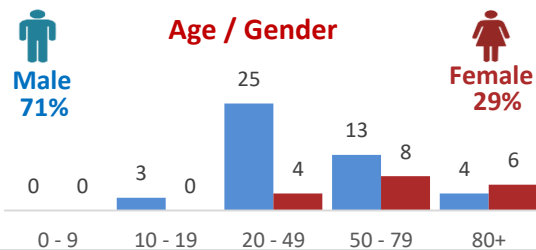
## Extent of Harm



## Non-Fire Emergency



## Age / Gender



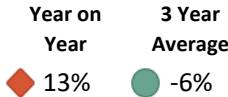
The figure of 63 casualties for Q2 2024/25 has seen a decrease of 11% from last year's quarter. SFRS CoG attended a total of 573 Special Service incidents. These comprised 159 effecting entry/exits to various premises, 72 flooding incidents, 54 assisting other agencies, 48 RTC's and 36 lift releases. Tragically, we attended 3 fatalities during the quarter. 1 effecting entry and 2 assisting other agencies. SFRS recognises that our operational crews are exposed to traumatic incidents and in certain circumstances, individuals may require further specialist support. Our Post Incident Support Policy facilitates this by setting out the mechanisms to support mental health and wellbeing.



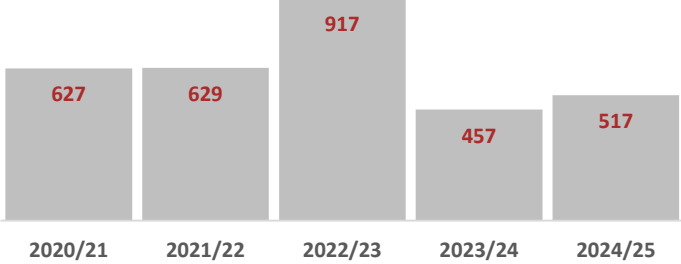
# Deliberate Fire Setting



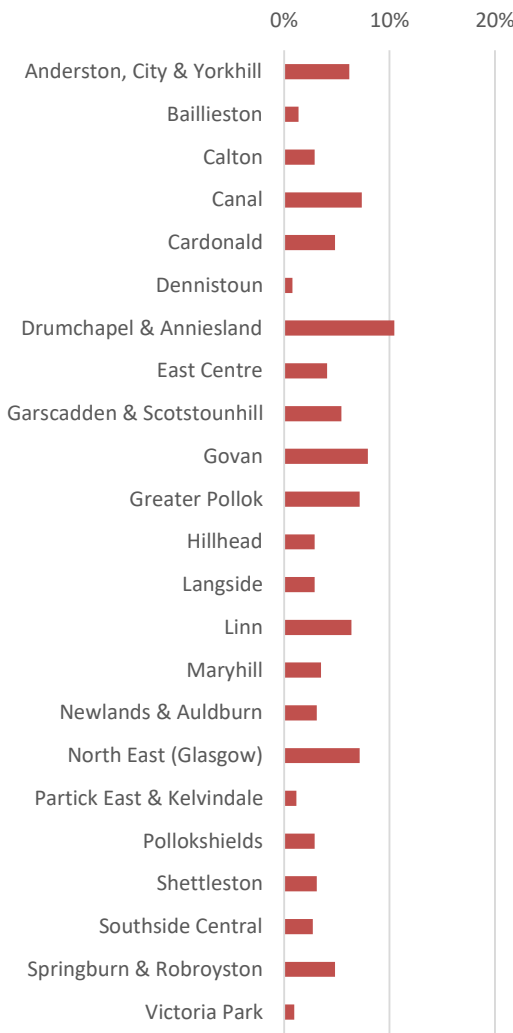
## Performance Summary



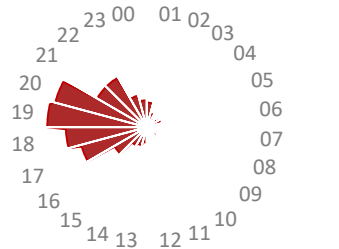
## Deliberate Fires



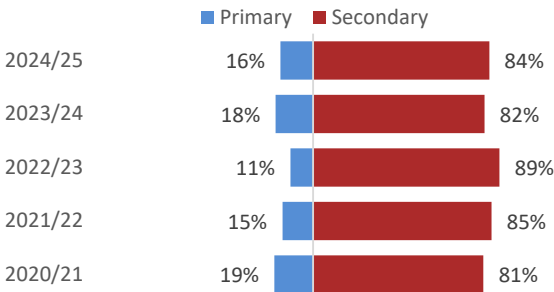
## Deliberate Fires by Ward(% Share)



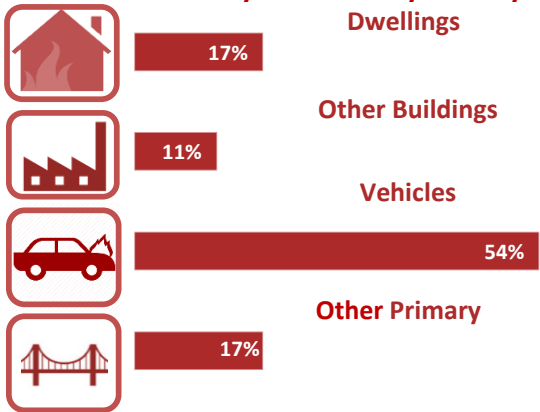
## Deliberate Fires by Time of Day



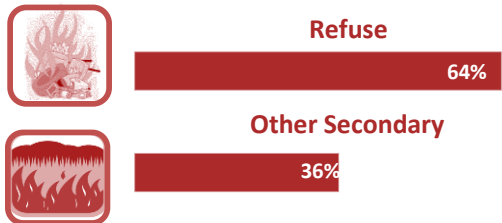
## Deliberate Fires by Classification



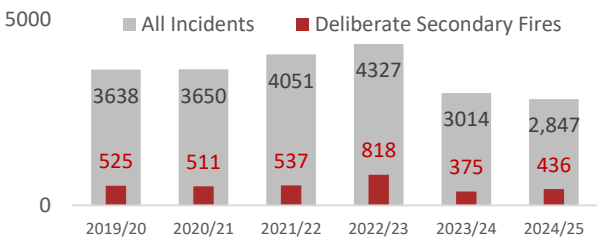
## Primary Fire Ratio by Activity Type



## Secondary Fire Ratio by Activity Type



## Deliberate Fires Compared to Operational Activity



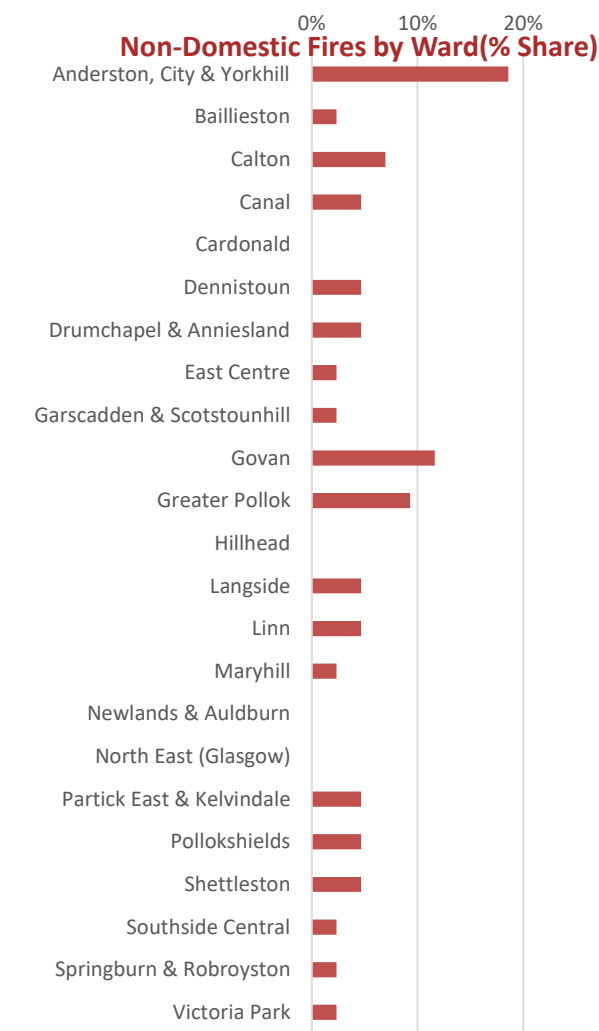
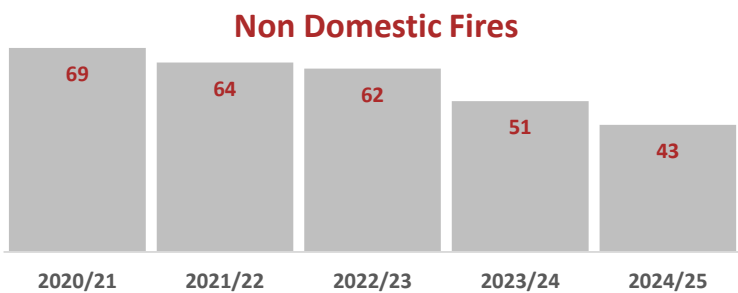
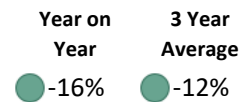
517 Deliberate Fires in Q2 2024/25 shows an increase of 13% from the same period last year, however remains 6% below the three-year average. Data is questioned and where an increase in incidents in a particular area is identified, our Community Action Team engages with partners and local stakeholders to deliver bespoke education and engagement events such as the Barlinnie Partnership and PAFS (Police Ambulance and Fire Service) Youth Engagement Programme. This youth diversionary work aims to discourage anti-social behaviour as well as teach valuable life skills,



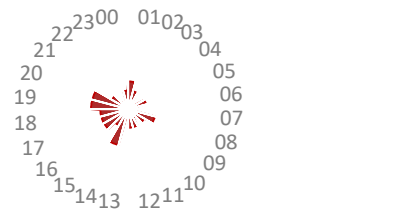
# Non Domestic Fires



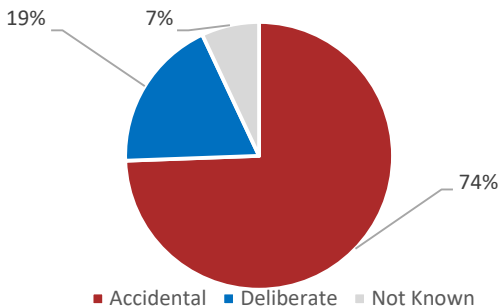
## Performance Summary



## Non-Domestic Fires by Time of



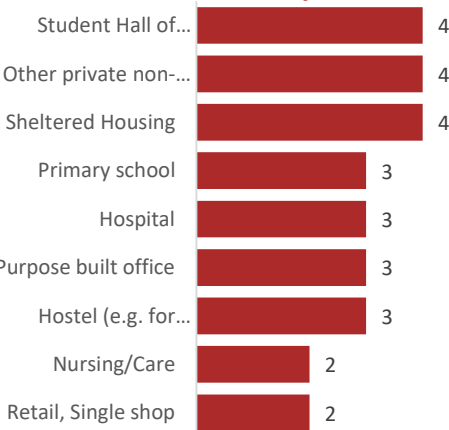
## Non-Domestic Fires by Nature of Origin



## Severity of Non-Domestic Fires



## Non-Domestic Fires by Premises Type

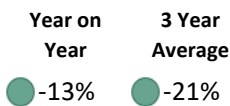


The figure of 43 for Q2 2024/25 shows a decrease of 16% from the previous year's quarter and the lowest number recorded in 5 years. Our Fire Safety Enforcement teams conduct regular audits on non-domestic premises covered under the Fire Scotland 2005 Act to improve fire safety in these buildings. They also conduct Post Fire Audits in relevant premises to investigate whether fire safety was adhered to in line with legislative requirements.

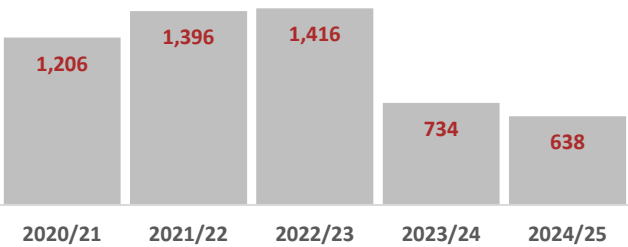
# Unwanted Fire Alarm Signals



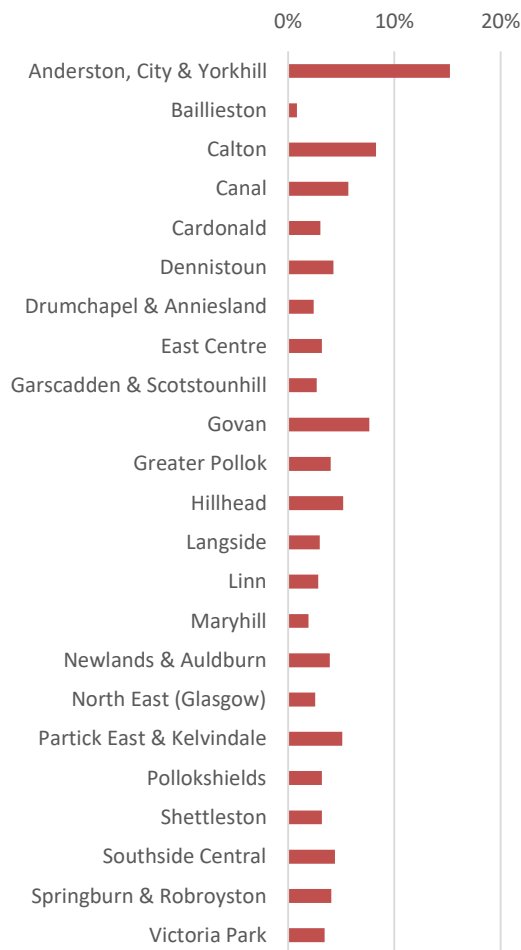
## Performance Summary



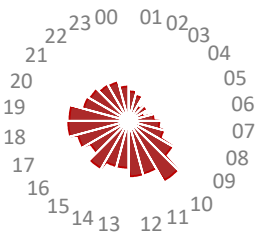
## Unwanted Fire Alarm Signals



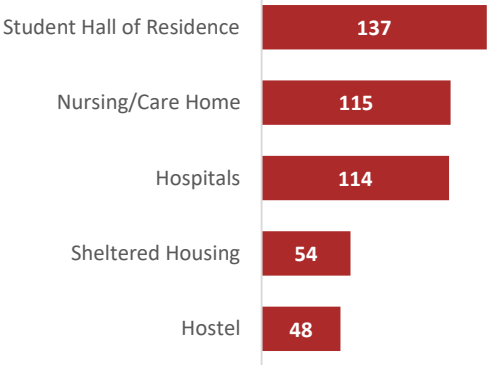
## Unwanted Fire Alarm Signals by Ward (% share)




## Unwanted Fire Alarm Signals by Time



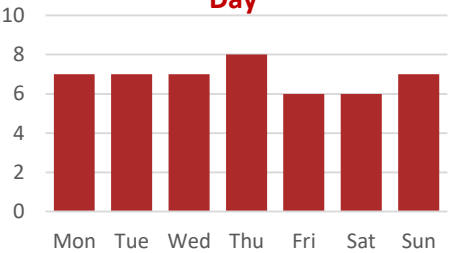
## Unwanted Fire Alarm Signals - Top 5 Premises



## Unwanted Fire Alarm Signals Activity Ratios



## Average Unwanted Fire Alarm Signals per Day



638 UFAS incidents were attended during Q2 2024/25, showing a 13% decrease in incidents from the same period last year. Our response to Unwanted Fire Alarm Signals (UFAS) changed as of July 1 2023. This change mitigates the need for unnecessary blue light journeys, improving the availability of resources, community safety and environmental impact as well as unnecessary disruption to business. Where we attend, we seek to engage and educate with the responsible person to minimise future attendances.

# Prevention, Protection & Events

## **Glasgow Pride Mardi Glas**

The City of Glasgow was proud to attend and showcase our support for diversity and inclusivity at Scotland's largest LGBTQ+ event on 20th July. SFRS personnel from across Scotland gathered at the event and joined our partner emergency service workers at the march. Representing at LGBTQ+ events is a key driver to organisational inclusivity and we pledge to continue our support.

## **New HFSV Pilot**

The new national SFRS HFSV system was piloted in the South of Glasgow by our Community Action Team during July and August. As of January 2025, we will be delivering a more targeted approach to high-risk individuals who meet a new eligibility criterion, incorporating wider health and social care issues. This is based around factors which we know increases someone's risk of fire (fire fatality research). We have also reviewed and updated our visit content and are exploring ways to strengthen onward referrals and signposting to and from partner organisations, as we know from experience that individuals involved in fatal and serious fires are often known to partner organisations, but not SFRS.

## **Police Ambulance and Fire Service (PAFS) Programme**

SFRS, Police Scotland and the Scottish Ambulance Service worked collaboratively to pilot a 10-week programme held at Calton Fire Station from July to September. The course was primarily targeted at youths ages 13-16 from the East End of Glasgow as a pathway to consider a future career in the emergency services. The course covered various topics such as fire safety, road safety, CPR, first aid, mental health, sextortion, addiction, bullying and harassment. The course empowered young people from Glasgow to not only complete the course but learn valuable transferable life skills that can help in their chosen careers ahead.

## **Road Safety: Delivery Riders and Lithium-ion Bikes/Scooters**

Due to the increased use of lithium-ion batteries and the increased risk of fire they pose, CoG Prevention colleagues partnered with GCC's Road Safety Department, Police Scotland and Deliveroo to launch their 'Road Safety and Fire Safety (Li-ion Batteries) E-Bike and E-Scooter' flyer at an event in George Square on 10th September. 286 Deliveroo riders and members of the public were engaged with on the day. Due to the success, the flyers are being distributed throughout Glasgow and the wider LSO areas to promote safe use and storage of bikes and scooters that are powered by lithium-ion batteries.

## **Engagement**

A total of 1,451 HFSVs were carried out over the quarter by our Community Action Teams (CAT) and Operational Crews. 326 High Risk occupiers were targeted by fitting 301 detectors. The Community Action Team has conducted various engagement activities, such as leaflet drops, fire skills courses, anti-social behaviour engagement, partner risk recognition courses and school engagement. Seasonal Thematic Action Plans direct a thrust of targeted engagement for station and CAT personnel.

## **Scottish Prison Service Partnership: Prisoner Lived Experience - Youth Intervention Initiative**

CoG led on an innovative Youth Intervention Programme, where prisoners who are nearing the end of their custodial sentence and who are eligible for day release present to groups of youths, previously identified in conjunction with partners as being at an increased risk of offending, to discuss the reality of prison life and the impact it has on the individual and on the wider family. Feedback has shown this to dramatically improve the behaviour of attendees and reduces the likelihood of offending/anti-social behaviour.